

16-17

# MGR EDUCATIONAL SOCIETY


## (CMR COLLEGE OF PHARMACY)

BALANCE SHEET AS ON 31.03.2017

LIABILITIES	AMOUNT	ASSETS	AMOUNT
GENERAL FUND	(38,980,018)	FIXED ASSETS	39,716,429
OUTSTANDING LIABILITIES	80,640,447	PUR ADV & RECEIVABLES	41,690,834
SUNDRY CREDITORS	1,602,365	CASH & BANK BAL.	4,280,322
INTER TRANSFER RECEIPTS	25,787,687		
ADVANCE TUITION FEE	16,637,105		
	<u>85,687,586</u>		<u>85,687,586</u>



For M.G.R. Educational Society


  
Secretary

# MGR EDUCATIONAL SOCIETY

## (CMR COLLEGE OF PHARMACY)

### INCOME & EXPENDITURE A/C FOR THE YEAR ENDED 31-03-17

EXPENDITURE	AMOUNT	INCOME	AMOUNT
To Advertisement	589,596	By Tuition Fee	46,945,900
To Audit Fee	10,000	By Transport Fee	5,832,000
To AICTE FEE	100,000	By JNTU & Admission Fee	2,034,000
To Bank Charges	32,786	By Hostel fee	8,640,000
To Bus Hire Charges	2,543,134	By Interest on FDR's	399,566
To College Function Exp	222,228	By Other Income	147,440
To Computer Pheripherals	110,180		
To E Journals & News Papers	302,664		
To Electricity Charges	783,527		
To Employer PF Contribution	236,079		
To Garden Maintenance	191,050		
To Generator Maintenance	284,760		
To Guest Faculty Remuneration	152,500		
To Hostel Maintenance	3,172,049		
To Internet Charges	261,073		
To JNTU Affiliation Fee	577,625		
To JNTU Common Service Fee	1,006,000		
To JNTU Ratification Fee	33,000		
To Lab Maintenance	666,359		
To Meeting & Seminars	280,490		
To Office Maintenance	337,664		
To PCI Fee	250,000		
To Postage & Telegrams	114,245		
To Printing & Stationary	431,156		
To Rates & Taxes	257,801		
To Repairs & Maintenance	406,391		
To Research & Development	478,900		
To Salaries & Wages Non-Teaching Staff	12,162,764		
To Salaries & Wages Sub-Staff	8,071,528		
To Salaries & Wages Teaching Staff	33,069,715		
To Software Exp	74,325		
To Sports & Games	118,930		
To Staff Welfare	163,513		
To Students Projects & Developments	676,015		
To Student Welfare	304,350		
To Telephone Charges	47,880		
To Training & Placement	202,500		
To Transport Charges	149,960		
To Traveling & Conveyance	211,669		
To TSCHE Processing Fee	42,800		
To Website Charges	22,460		
To Depreciation	5,918,530		
Excess of expenditure over Income	(11,069,289)		
	<u>63,998,906</u>		<u>63,998,906</u>



For M.G.R. Educational Society

*C. Loganathan Reddy*  
Secretary

# MGR EDUCATIONAL SOCIETY (CMR COLLEGE OF PHARMACY)

BALANCE SHEET SCHEDULES AS ON 31-03-2017

**GENERAL FUND:**

Opening	(27,910,729)
Add: Surplus for the Year	(11,069,289)
	<u>(38,980,018)</u>

**OUTSTANDING LIABILITIES:**

Salaries & Wages Payable	77,964,025
Caution Deposit	522,000
Scholarships Payable	1,947,952
TDS Payable	103,970
PF Payable	28,700
Professional Tax Payable	73,800

80,640,447

**SUNDRY CREDITORS:**

Choudhary Brothers	17,580
ESS Handicrafts	39,970
GSK Chemicals	5,456
Konsols	13,950
Pharma Book Syndicate	680,433
Sri Sai Krishna Enterprises	163,758
Suguna Media Network	53,555
Tirumala Scientific Glass Works	412,437
Vainavi Industries	16,686
Vans Scientific Information Pvt Ltd,	168,540
Y.Suresh	30,000
	<u>1,602,365</u>



For M.G.R. Educational Society

*C. Suresh Reddy*  
Secretary

# MGR EDUCATIONAL SOCIETY

## (CMR COLLEGE OF PHARMACY)

BALANCE SHEET SCHEDULES AS ON 31-03-2017

**INTERTRANSFER PAYMENTS:**

CMR College of Engg. & Tech.	21,041,025
CMR Institute of Technology	<u>4,746,662</u>
	<u><u>25,787,687</u></u>

**PURCHASE ADVANCES & RECEIVABLES:**

AICTE (FDP)	250,000
AICTE Grant Receivable	32,125
Govt India M of Science & Tech	50,000
Income Tax Refundable	1,600,000
Tuition Fee Receivable	1,610,666
TDS Receivable	178,254
Sundry Debtors	<u>37,969,789</u>
	<u><u>41,690,834</u></u>

**CASH & BANK BALANCES:**

HDFC Bank - 16408640000014	1,502,463
HDFC Bank - 16402320000143	493,399
SBH-4334	2,209,528
Cash Balance	<u>74,931</u>
	<u><u>4,280,322</u></u>




For M.G.R. Educational Society

*C. S. Reddy*  
Secretary

# MGR EDUCATIONAL SOCIETY (CMR COLLEGE OF PHARMACY)

## FIXED ASSETS SCHEDULE AS ON 31-03-2017

PARTICULARS	DEP. OP.BAL.		ADDITIONS		TOTAL		DEPRECI- ATION		W.D.V.	
	RATE	01-04-2016	BEF.SEP.16	AFT.SEP.17					CLG.BAL.	31.03.2017
LAND		710,770			710,770					
BUILDINGS & CIVIL WORK	10%	25,711,256	1,802,540	558,900	28,072,696		-		710,770	
LAB EQUIPMENT	15%	5,192,949	582,849	1,551,580	7,327,378		2,779,325		25,293,371	
OFFICE EQUIPMENT	15%	691,795	233,564	334,005	1,259,364		982,738		6,344,640	
SPORTS EQUIPMENT	15%	448,080	84,790	136,801	669,671		163,854		1,095,510	
COMPUTERS	60%	894,994	1,320,000	245,800	2,460,794		90,191		579,480	
FURNITURE & FIXTURES	10%	1,858,522	425,600	111,010	2,395,132		1,402,736		1,058,058	
LIBRARY	10%	2,287,844	287,464	163,846	2,739,154		233,963		2,161,169	
							265,723		2,473,431	
		<b>37,796,210</b>	<b>4,736,807</b>	<b>3,101,942</b>	<b>45,634,959</b>		<b>5,918,529.80</b>		<b>39,716,429</b>	



For M.G.R. Educational Society

*C. Srinivas Reddy*  
Secretary