


MGR EDUCATIONAL SOCIETY

(CMR COLLEGE OF PHARMACY)

18-16

BALANCE SHEET AS ON 31.03.2016

LIABILITIES	AMOUNT	ASSETS	AMOUNT
GENERAL FUND	(27,910,729)	FIXED ASSETS	37,796,209
OUTSTANDING LIABILITIES	59,293,275	PUR ADV & RECEIVABLES	44,964,865
SUNDRY CREDITORS	1,418,721	CASH & BANK BAL.	101,734
INTER TRANSFER RECEIPTS	25,143,437		
ADVANCE TUITION FEE	24,918,105		
	<u>82,862,809</u>		<u>82,862,809</u>




For M.G.R. Educational Society

C. S. R. R. R.
Secretary

MGR EDUCATIONAL SOCIETY (CMR COLLEGE OF PHARMACY)

INCOME & EXPENDITURE A/C FOR THE YEAR ENDED 31-03-16

EXPENDITURE	AMOUNT	INCOME	AMOUNT
To Advertisement	879,864	By Tuition Fee	47,210,000 ✓
To AICTE Fee	100,000	By Transport Fee	4,620,000 ✓
To Audit Fee	10,000	By JNTU & Admission Fee	2,200,320 ✓
To Bank Charges	17,341	By Hostel fee	6,420,000 ✓
To Bus Hire Charges	2,503,150	By Interest on FDR's	212,466 ✓
To College Function Exp	612,759	By Other Income	2,386,730 ✓
To Consultancy Charges	57,250		
To E Journals & News Papers	393,490		
To Employer PF Contribution	273,610		
To Garden Maintenance	302,800		
To Generator Maintenance	301,000		
To Guest Faculty Remuneration	184,235		
To Hostel Maintenance	2,469,800		
To Internet Charges	110,319		
To JNTU Affiliation Fee	61,000		
To JNTU Common Service Fee	1,864,000		
To JNTU Inspection Fee	86,989		
To Lab Maintenance	1,034,518		
To Meeting & Seminars	310,520		
To Membership & Subscriptions Fee	5,000		
To Office Maintenance	793,956		
To PCI Fee	350,000		
To Postage & Telegrams	252,412		
To Printing & Stationary	1,203,439		
To Rates & Taxes	208,360		
To Repairs & Maintenance	1,016,034		
To Research & Development	560,995		
To Salaries & Wages Non-Teaching Staff	12,526,722		
To Salaries & Wages Sub-Staff	8,320,454		
To Salaries & Wages Teaching Staff	32,862,944		
To Software Exp	252,225		
To Sports & Games	405,300		
To Staff Welfare	603,800		
To Students Projects & Developments	1,092,800		
To Student Welfare	602,857		
To TAFRC Fee	46,000		
To Telephone Charges	11,084		
To Training & Placement	1,348,000		
To Transport Charges	211,634		
To Traveling & Conveyance	343,960		
To TSCHE Processing Fee	34,200		
To Vehicle Insurance	73,111		
To Depreciation	5,318,558		
Excess of expenditure over Income	(16,966,974)		
	<u>63,049,516</u>		<u>63,049,516</u>



For M.G.R. Educational Society

C. S. Reddy
Secretary

MGR EDUCATIONAL SOCIETY

(CMR COLLEGE OF PHARMACY)

BALANCE SHEET SCHEDULES AS ON 31-03-2016

INTERTRANSFER RECEIPTS:


CMR College of Engg. & Tech.	16,124,295
CMR Institute of Technology	9,019,142
	<u>25,143,437</u>

PURCHASE ADVANCES & RECEIVABLES:

AICTE (FDP)	250,000
AICTE Grant Receivable	32,125
Govt India M of Science & Tech	50,000
Income Tax Refundable	1,100,000
Tuition Fee Receivable	1,677,166
TDS Receivable	138,297
Sundry Debtors	41,717,276
	<u>44,964,865</u>

CASH & BANK BALANCES:

HDFC Bank - 16402320000143	41,879
HDFC Bank - 16408640000014	37,409
SBH-4334	13,724
Cash Balance	8,722
	<u>101,734</u>



For M.G.R. Educational Society

C. S. Sridhar Reddy
Secretary

MGR EDUCATIONAL SOCIETY (CMR COLLEGE OF PHARMACY)

BALANCE SHEET SCHEDULES AS ON 31-03-2016

GENERAL FUND:


Opening	(10,943,755)
Add: Surplus for the Year	(16,966,974)
	<u>(27,910,729)</u>

OUTSTANDING LIABILITIES:

Salaries & Wages Payable	56,206,931
Caution Deposit	630,000
Buses Hire Charges Payable	282,514
Scholarships Payable	1,947,952
TDS Payable	97,866
PF Payable	77,711
Professional Tax Payable	50,300
	<u>59,293,275</u>

SUNDRY CREDITORS:

Akasam Consulting Pvt. Ltd	52,250
ENGINEERS ENTERPRISE	80,000
Pharma Book Syndicate	680,494
SK Bakers Pvt Ltd	7,000
Softx Technologies Pvt Ltd	18,000
Tirumala Scientific Glass Works	412,437
Vans Scientific Information Pvt Ltd,	168,540
	<u>1,418,721</u>




For M.G.R. Educational Society

C. S. Sridhar Reddy
Secretary

MGR EDUCATIONAL SOCIETY (CMR COLLEGE OF PHARMACY)

FIXED ASSETS SCHEDULE AS ON 31-03-2016
PARTICULARS

	DEP. OP.BAL. RATE	01-04-2015	ADDITIONS BEF.SEP.15	AFT.SEP.15	TOTAL	DEPRECI- ATION	W.D.V. CLG.BAL. 31.03.2016
LAND		710,770			710,770		
BUILDINGS & CIVIL WORK 10%		22,847,951	1,614,000	3,890,000	28,351,951	2,640,695.10	710,770
LAB EQUIPMENT 15%		5,223,404	312,992	526,500	6,062,896	869,946.90	25,711,256
OFFICE EQUIPMENT 15%		340,840	239,000	215,060	794,900	103,105.50	5,192,949
SPORTS EQUIPMENT 15%		238,707	108,265	165,572	512,544	64,463.70	691,795
COMPUTERS 60%		488,984	1,430,000	182,000	2,100,984	1,205,990.40	448,080
FURNITURE & FIXTURES 10%		1,731,090	155,440	169,100	2,055,630	197,108.00	894,994
LIBRARY 10%		2,064,840	155,040	305,213	2,525,093	237,248.64	1,858,522
		33,646,586	4,014,737	5,453,445	43,114,768	5,318,558.24	37,796,209



For M.G.R. Educational Society

C. Suresh Babu
Secretary